

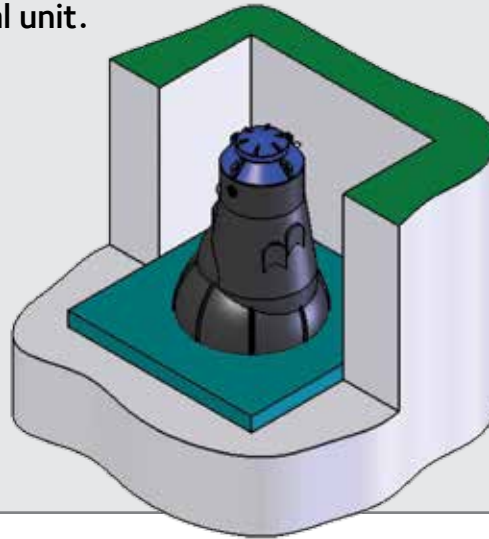
IN-GROUND

Fully automatic sewage and grey water disposal unit.

1
YEAR
ON-SITE
WARRANTY

FEATURES

- Single pump or twin pump options
- For complete households or commercial applications where a 24 hour storage requirement is necessary
- Capable of pumping up to 28m in height
- Collecting tank storage capacity of 250, 1100, 1550 or 3300 litres
- Anti-flotation design to prevent lifting in rain soaked ground situations
- Polyethylene tank construction
- Built in alarm system optional on selective pumps



PUMP CHAMBER WP250



IN-GROUND PUMP CHAMBER 1000



IN-GROUND PUMP CHAMBER 1500



IN-GROUND PUMP CHAMBER 3000



W-750SK

MOTOR RATING:
0.75KW / 230V / 7AMPS
750SK
MAX HEAD: 8M
MAX FLOW: 450LPM

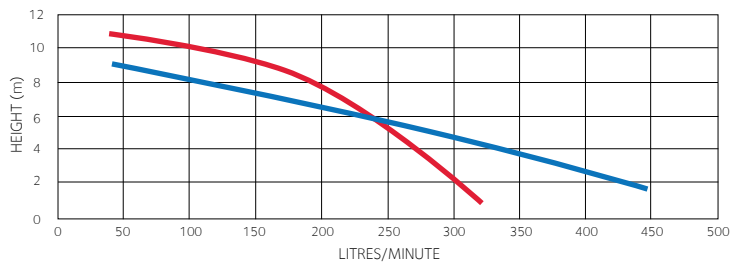
TGR 15WA

MOTOR RATING:
1.5KW / 230V / 7AMPS
TGR 15WA
MAX HEAD: 20M
MAX FLOW: 180LPM

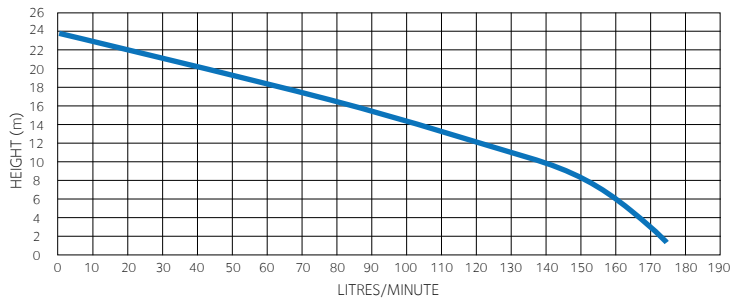
GRP26 WA

MOTOR RATING:
1.8KW / 230V / 11.5AMPS
GRP26WA
MAX HEAD: 28M
MAX FLOW: 350LPM

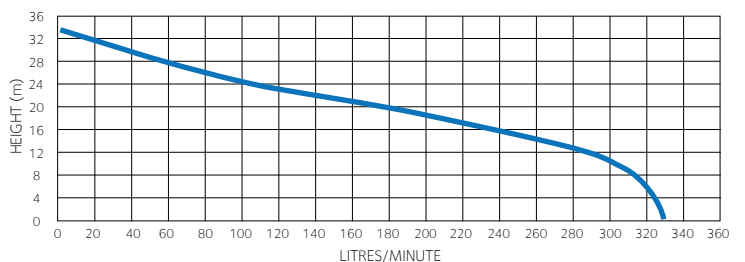
PUMP PERFORMANCE: — W-750 SV — W-750 SK



PUMP PERFORMANCE: — TGR 15WA



PUMP PERFORMANCE: — GRP 26WA / GRP 26DA



W-750 SK



TGR 15WA



GRP 26WA / DA